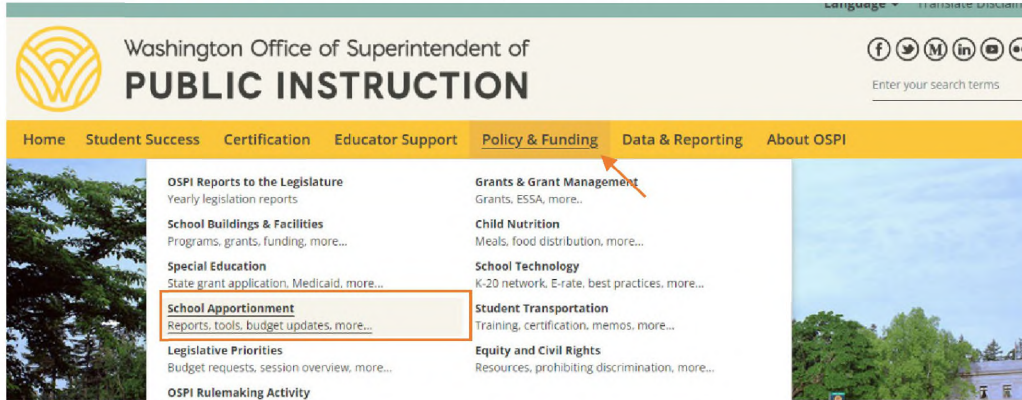


How to access historical financial reports from OSPI

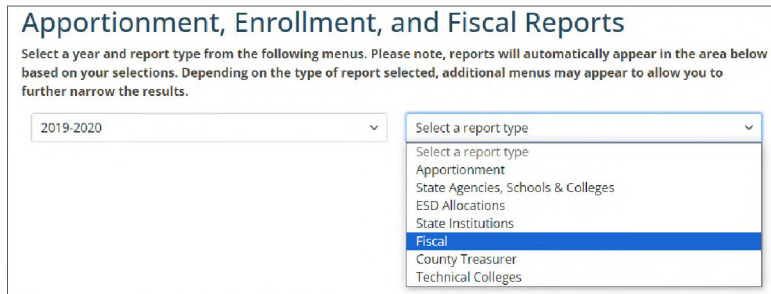
- 1) Navigate to OSPI.k12.wa.us and click on Policy & Funding and then School Apportionment.



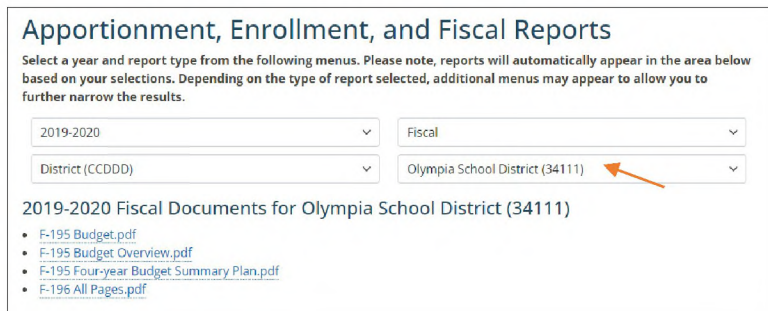
- 2) On the School Apportionment Activity page, select the *Apportionment, Enrollment, and Fiscal Reports* link on the left side of the page.



- 3) Select the fiscal (school) year, then select Fiscal in the report type drop down.



- 4) Find Olympia School District (34111) from the drop down. The budget and financial reports will then display for the fiscal year selected.



Report Types:

F-195 = Budget Reports

F-196 = Fiscal Year End Budget to Actual Reports